


**Services** Nurse Call, Surgery Call, Warden Call, Staff Safety, Access Control, CCTV

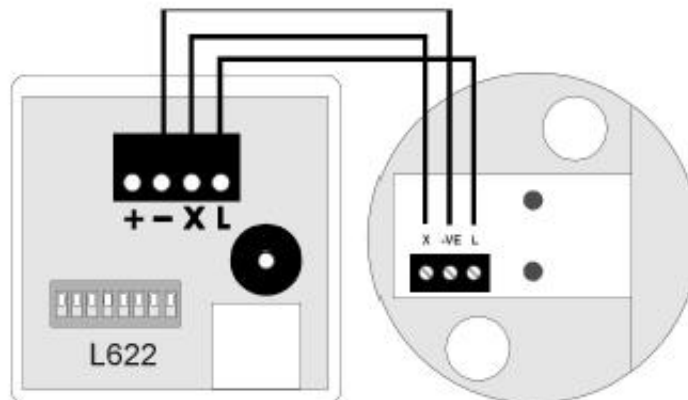
Intercall 600	✓
Intercall 700	✓

### CS1 Ceiling Pull Switch.

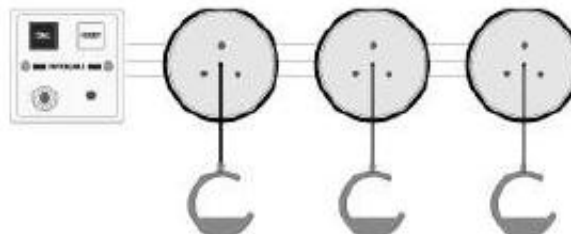
Ceiling Pull Switches are used in bathrooms, fitted to the ceiling over the toilet and bath to allow a call to be generated from these areas. They are fitted with 3 metre length of cord terminated with an easy to operate 'G' style pull and twin re-assurance indicators.



Above: Front view and pcb detail with the cover removed



CS1 Connects to call point 'X' '-ve' and 'L' terminals (L622 call point shown above)



**Very Important: A MAXIMUM OF 3 CS1 UNITS MAY BE CONNECTED TO ONE CALL POINT**

<b>Cord:</b>	Three metres orange with easy to operate 'G' pull in orange.
<b>Installation:</b>	Surface mount in self contained enclosure.
<b>Size &amp; Weights:</b>	Diameter 80mm x depth 30mm weight 50g
<b>Important:</b>	You must not mix old style Red LED and new style Clear LED Ceiling Pull switches on the same call point.